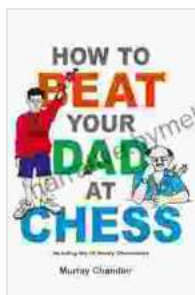


Empower Your Young Prodigy: "How To Beat Your Dad At Chess: Chess For Kids" - The Ultimate Guide to Outsmarting Your King



How to Beat Your Dad at Chess (Chess for Kids)

by Murray Chandler

★★★★☆ 4.5 out of 5

Language : English

File size : 22168 KB

Text-to-Speech : Enabled

Enhanced typesetting : Enabled

Word Wise : Enabled

Print length : 661 pages

Lending : Enabled

Screen Reader : Supported

FREE

DOWNLOAD E-BOOK





Attention all young chess enthusiasts! Are you tired of watching your dad dominate the chessboard every time you play? Do you dream of the day you can finally dethrone your king and become the reigning chess champion in your family? Well, your day has arrived!

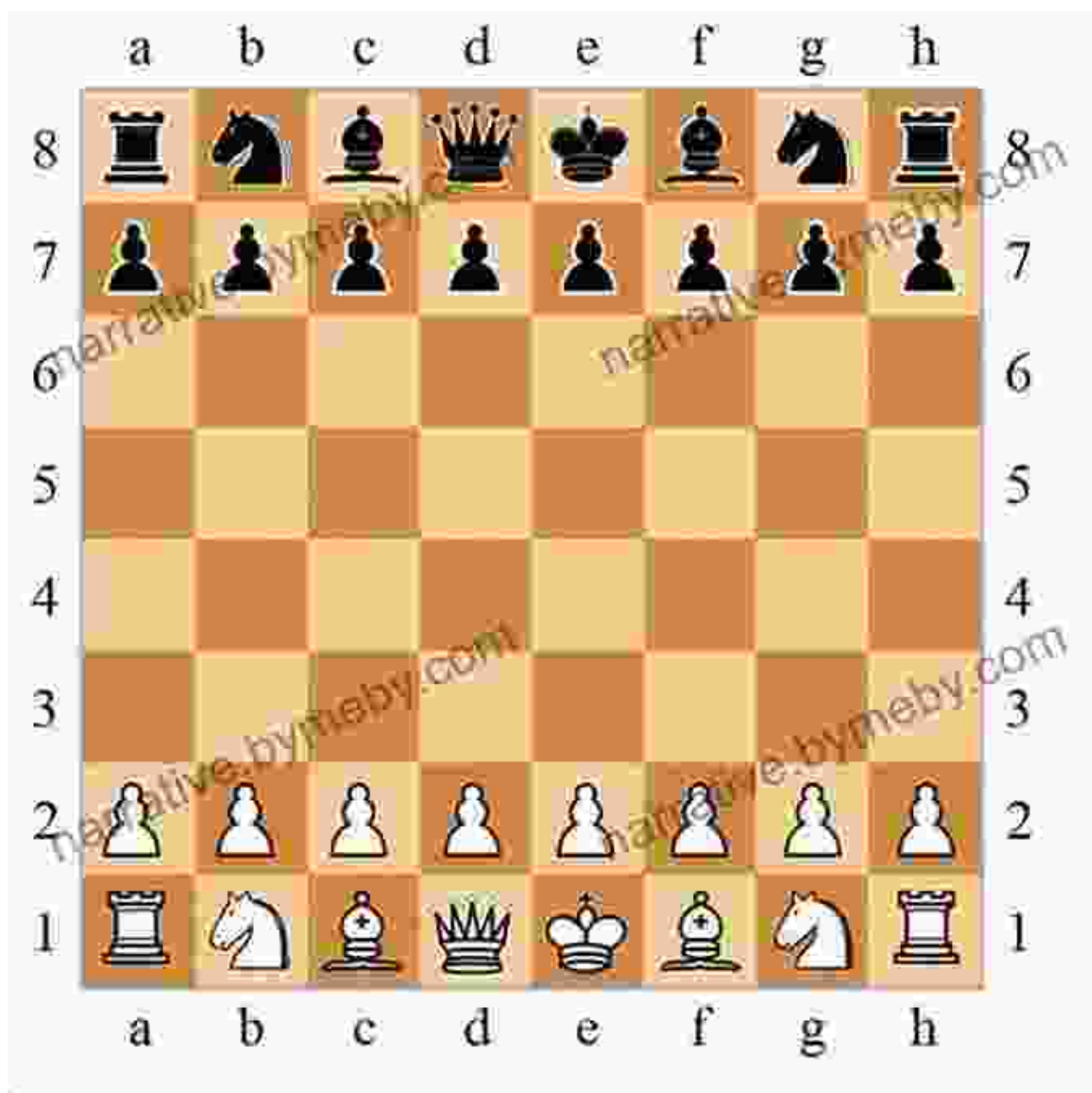
Introducing the ultimate guide to outsmarting your dad at chess: "**How To Beat Your Dad At Chess: Chess For Kids.**" This book is your secret

weapon, packed with everything you need to level the playing field and emerge victorious.

Chess 101: For Young Knights

Before we dive into the strategies and tactics, let's make sure you have a solid foundation in the fundamentals of chess. In this section, we'll cover:

- The basics of the chessboard and pieces
- How the pieces move and capture
- Check, checkmate, and stalemate
- Basic chess notation



Dad Deconstructed: Exploiting Dad's Weaknesses

Every king has his flaws. In this section, we'll analyze common weaknesses in dads' chess play and provide strategies to exploit them:

- **Overconfidence:** Dads often underestimate their kids, assuming they're not a real threat. Use this to your advantage by playing


aggressively and surprising him with your moves.

- **Neglecting development:** Dads may focus too much on attacking early on, neglecting to develop their pieces. Punish this by controlling the center of the board and developing your pieces quickly.
- **Lack of patience:** Dads can get impatient and make hasty moves. Take advantage of this by playing patiently and waiting for the right moment to strike.

Killer Strategies: Crushing Dad with Every Move

Now that you know your dad's weaknesses, it's time to unleash your arsenal of chess strategies:

- **Control the center:** The center squares of the board are crucial. Controlling them gives you more space to maneuver and limits your dad's options.
- **Develop your pieces early:** Get your knights and bishops out early to support your pawns and threaten your dad's pieces.
- **Attack the king:** Don't be afraid to go after your dad's king. If you can put it in check or threaten checkmate, he'll be forced to defend and give you an advantage.



Tactical Tricks: Mastering the Art of Chess Magic

In addition to strategies, you'll need to master some tactical tricks to outsmart your dad:

- **Forks:** Attacking two or more of your dad's pieces with one move.
- **Pins:** Restricting a piece's movement by attacking it from behind.
- **Skewers:** Attacking a more valuable piece behind a less valuable one, forcing your dad to move the valuable piece.

	<p>Rook</p> <p>5</p> 	<p>Bishop</p> <p>3</p> 	
<ul style="list-style-type: none"> • The rook moves like a "+". • It moves up, down or sideways as far as it wants to go. 		<ul style="list-style-type: none"> • The bishop moves like an "x". • It moves "diagonally" as far as it wants to go. 	
	<p>Knight</p> <p>3</p> 	<p>Queen</p> <p>9</p> 	
<ul style="list-style-type: none"> • The knight moves like the letter "L". • It moves two squares in any direction, then one square sideways. • The knight can jump. 		<ul style="list-style-type: none"> • The queen can move in any direction as far as she wants. • She moves like a rook AND a bishop. 	
	<p>King</p> <p>∞</p> 	<p>Pawn</p> <p>1</p> 	
<ul style="list-style-type: none"> • The king moves one square in any direction. • The king cannot move into "check," an attack by an opponent's piece. 		<ul style="list-style-type: none"> • The pawn moves one square forward OR two squares on its first move. It never moves backwards. • It CAPTURES diagonally. 	

Practice Makes Perfect: Sharpening Your Skills

The key to becoming a chess master is practice. Here are some tips to improve your game:

- **Play against different opponents:** Challenge yourself by playing against players of varying skill levels.

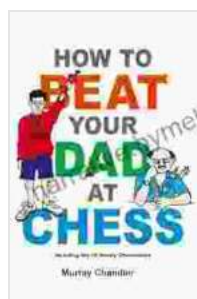
- **Analyze your games:** After each game, take some time to review your moves and identify areas for improvement.
- **Study chess books and videos:** Learn from the masters by studying their strategies and tactics.

: Conquering the Chessboard and Beyond

With the knowledge and skills you've gained from this book, you're now well-equipped to challenge your dad at chess and emerge victorious. But remember, chess is more than just a game. It teaches you valuable skills like strategic thinking, patience, and problem-solving. By mastering chess, you're not only beating your dad, you're also unlocking your full potential.

So grab a copy of "How To Beat Your Dad At Chess: Chess For Kids" today and start your journey to chess mastery. Who knows, maybe one day you'll be the one teaching your dad a thing or two about the game of kings!

Buy Now



How to Beat Your Dad at Chess (Chess for Kids)

by Murray Chandler

★★★★☆ 4.5 out of 5

Language : English

File size : 22168 KB

Text-to-Speech : Enabled

Enhanced typesetting: Enabled

Word Wise : Enabled

Print length : 661 pages

Lending : Enabled

Screen Reader : Supported

FREE

DOWNLOAD E-BOOK





Why Didn't Anyone Say Anything? Uncovering the Hidden Truths About Sexual Assault on College Campuses

By [Author's Name] In the wake of the #MeToo movement, sexual assault has become a topic of national conversation. But while much attention has...



Arthurian Legendarians: Faithless One - Part One – A Journey into the Heart of a Legend

In the realm of legendary tales, the Arthurian legend has captivated hearts and minds for centuries. It is a tapestry interwoven with chivalry, romance, and the eternal...