


Your Car Camping Guide to Scenic Beauty, The Sounds of Nature, and An Escape From It All

In today's fast-paced world, it's more important than ever to find ways to escape the hustle and bustle and reconnect with nature. Car camping is a great way to do just that. It's a relatively inexpensive and accessible way to experience the beauty of the outdoors, and it can be tailored to fit your interests and needs.

Whether you're a seasoned camper or a complete novice, this guide will help you plan the perfect car camping trip. We'll cover everything from choosing a campsite to packing your car to cooking over a campfire. So sit back, relax, and start planning your next adventure!

The first step in planning a car camping trip is choosing a campsite. There are many different types of campsites available, so it's important to do your research and find one that's right for you.



Best Tent Camping: Utah: Your Car-Camping Guide to Scenic Beauty, the Sounds of Nature, and an Escape from Civilization by Jeffrey Steadman

★★★★☆ 4.4 out of 5

Language : English
File size : 24501 KB
Text-to-Speech : Enabled
Screen Reader : Supported
Enhanced typesetting : Enabled
Word Wise : Enabled
Print length : 359 pages



Here are a few things to consider when choosing a campsite:

- **Location:** Where do you want to camp? Are you looking for a secluded spot in the wilderness, or do you want to be close to amenities like running water and electricity?
- **Size:** How many people will be camping with you? Make sure you choose a campsite that's big enough to accommodate everyone.
- **Amenities:** What amenities are important to you? Some campsites offer amenities like picnic tables, fire pits, and restrooms.
- **Cost:** How much are you willing to spend on a campsite? Campsite fees vary depending on the location and amenities offered.

Once you've considered these factors, you can start narrowing down your options. There are a few different ways to find campsites:

- **Online:** You can search for campsites online using websites like Recreation.gov and ReserveAmerica.com.
- **Phone:** You can call the local ranger station or forestry office to inquire about campsites.
- **In person:** You can visit the campground in person to check out the sites and make a reservation.

Once you've chosen a campsite, it's time to start packing your car. Here's a checklist of essential items to bring:

- **Tent:** A tent is essential for keeping you protected from the elements.
- **Sleeping bag:** A sleeping bag will keep you warm at night.
- **Sleeping pad:** A sleeping pad will provide extra cushioning and insulation.
- **Camp chairs:** Camp chairs are great for relaxing around the campfire or eating meals.
- **Lantern:** A lantern will provide light at night.
- **First-aid kit:** A first-aid kit is essential for treating minor injuries.
- **Map and compass:** A map and compass will help you navigate the campground and surrounding area.
- **Fire starter:** A fire starter will help you get a campfire going.
- **Food:** Bring enough food to last the duration of your trip.
- **Water:** Bring plenty of water to stay hydrated.

In addition to these essential items, you may also want to bring some other items, such as:

- **Cooking stove:** A cooking stove will allow you to cook meals over a campfire.
- **Utensils:** Bring utensils for eating and cooking.
- **Cooler:** A cooler will keep your food and drinks cold.
- **Games:** Bring some games to play around the campfire.
- **Books:** Bring some books to read for relaxation.

Cooking over a campfire is a great way to enjoy a meal in the outdoors. Here are a few tips for cooking over a campfire:

- **Build a campfire:** Start by building a campfire. You can use wood, charcoal, or briquettes.
- **Create a cooking area:** Clear a space around the campfire for cooking.
- **Use the right cookware:** Use cookware that is designed for cooking over a campfire.
- **Cook slowly:** Cook food slowly over a low flame.
- **Be careful:** Be careful when cooking over a campfire. Keep children and pets away from the fire.

Here are a few easy campfire recipes to get you started:

- **Campfire hot dogs:** Simply cook hot dogs over the campfire until they are browned.
- **S'mores:** S'mores are a classic campfire treat. To make s'mores, roast marshmallows over the campfire and then place them between graham crackers with a piece of chocolate.
- **Campfire pizza:** To make campfire pizza, spread pizza dough on a baking sheet. Top the dough with your favorite toppings and then cook over the campfire until the crust is golden brown and the cheese is melted.

Once you've set up your campsite and cooked a meal, it's time to enjoy the outdoors! Here are a few things to do:

- **Go for a hike:** Hiking is a great way to explore the campground and surrounding area.
- **Swim:** If the campground has a swimming area, go for a swim to cool off.
- **Fish:** If the campground is located near a lake or river, go fishing.
- **Stargaze:** At night, lie down on your back and look up at the stars.
- **Relax:** Just relax and enjoy the peace and quiet of the outdoors.


When you're camping, it's important to leave no trace. This means packing out everything you bring in, and following these other guidelines:

- **Campfires:** Build campfires in designated fire rings only. Never leave a campfire unattended.
- **Trash:** Pack out all of your trash. Do not burn trash in your campfire.
- **Human waste:** Bury human waste in a cathole at least 6 inches deep and 200 feet away from water sources.
- **Wildlife:** Do not feed or approach wildlife.

By following these guidelines, you can help to protect the environment and ensure that future campers can enjoy the outdoors.

Car camping is a great way to escape the hustle and bustle of everyday life and reconnect with nature. It's a relatively inexpensive and accessible way to experience the beauty of the outdoors, and it can be tailored to fit your interests and needs.

With a little planning and preparation, you can have a safe and enjoyable car camping trip. So what are you waiting for? Start planning your next adventure today!



Best Tent Camping: Utah: Your Car-Camping Guide to Scenic Beauty, the Sounds of Nature, and an Escape from Civilization

by Jeffrey Steadman


★★★★☆ 4.4 out of 5

Language : English
File size : 24501 KB
Text-to-Speech : Enabled
Screen Reader : Supported
Enhanced typesetting : Enabled
Word Wise : Enabled
Print length : 359 pages



Why Didn't Anyone Say Anything? Uncovering the Hidden Truths About Sexual Assault on College Campuses

By [Author's Name] In the wake of the #MeToo movement, sexual assault has become a topic of national conversation. But while much attention has...



Arthurian Legendarians: Faithless One - Part One – A Journey into the Heart of a Legend

In the realm of legendary tales, the Arthurian legend has captivated hearts and minds for centuries. It is a tapestry interwoven with chivalry, romance, and the eternal...